

# *ORT GALLERY IMPACT REPORT*

## *2021 & 2022*

### *ABOUT*

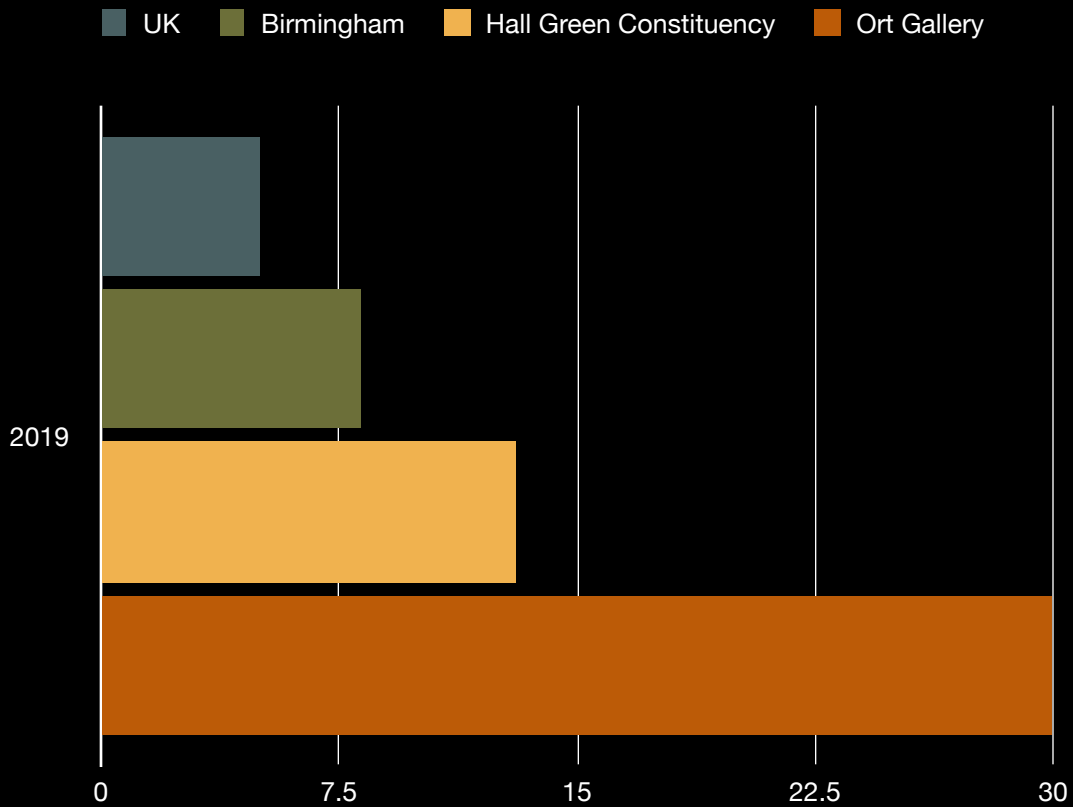
At Ort Gallery we pride ourselves in being an inclusive space that celebrates the lives of people living on our doorstep, supporting people to access the arts for the first time and learning along the way how our events can be equitable.

Due to various lockdowns and working online more than ever before in 2021 and 2022 we are using the figures from 2020, 2021 & 2022 for this report to create our averages. This is because those figures are more in line with those we collected in previous years.

Please read this impact report alongside our yearly reports to get a full picture of our activities.

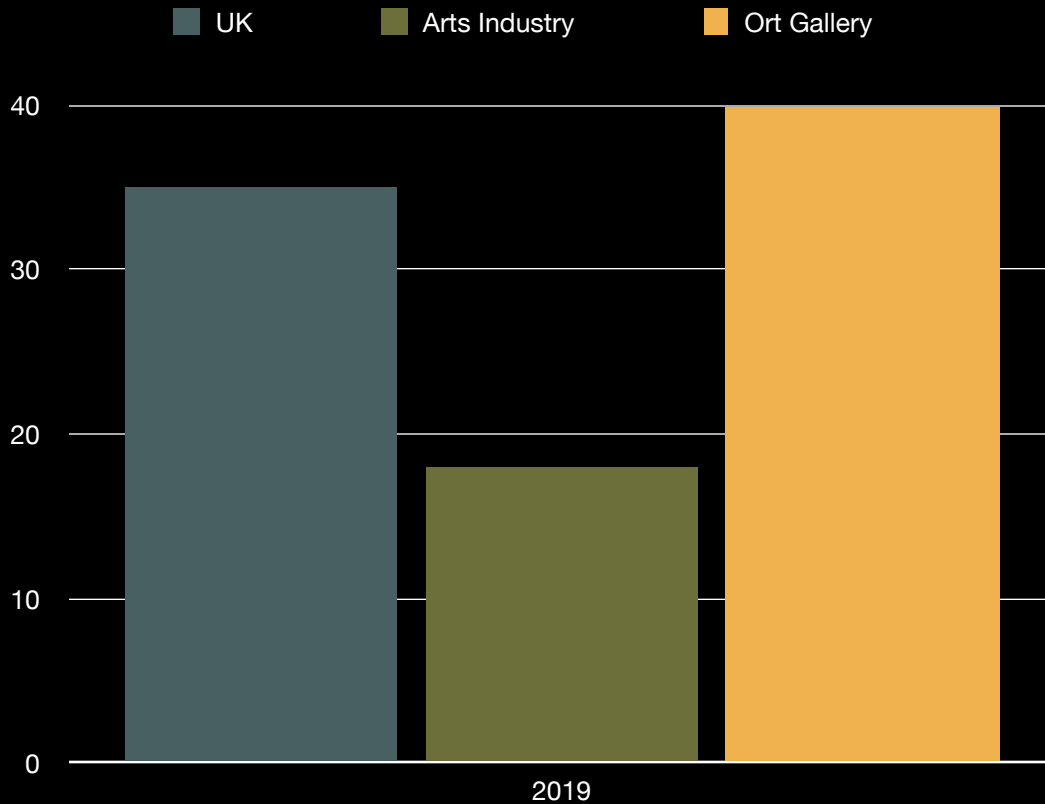
# EMPLOYMENT

30% of Ort Gallery visitors and participants were unemployed compared to 5% in the UK, 8.2% in Birmingham and 13% in the Hall Green Constituency (ONS).



# CLASS

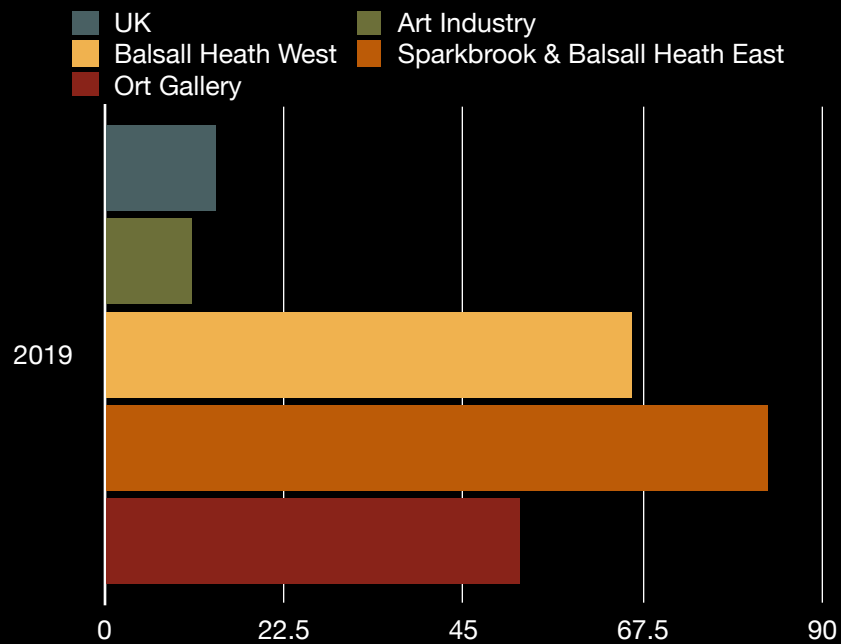
"Although the 'working class' are 35% of the working population, they make up only 13% of publishing, 18% of music, performing and visual arts, 12% of film, TV, video, radio and photography, and 21% of museums, galleries and libraries." Jerwood Arts



# ETHNICITY

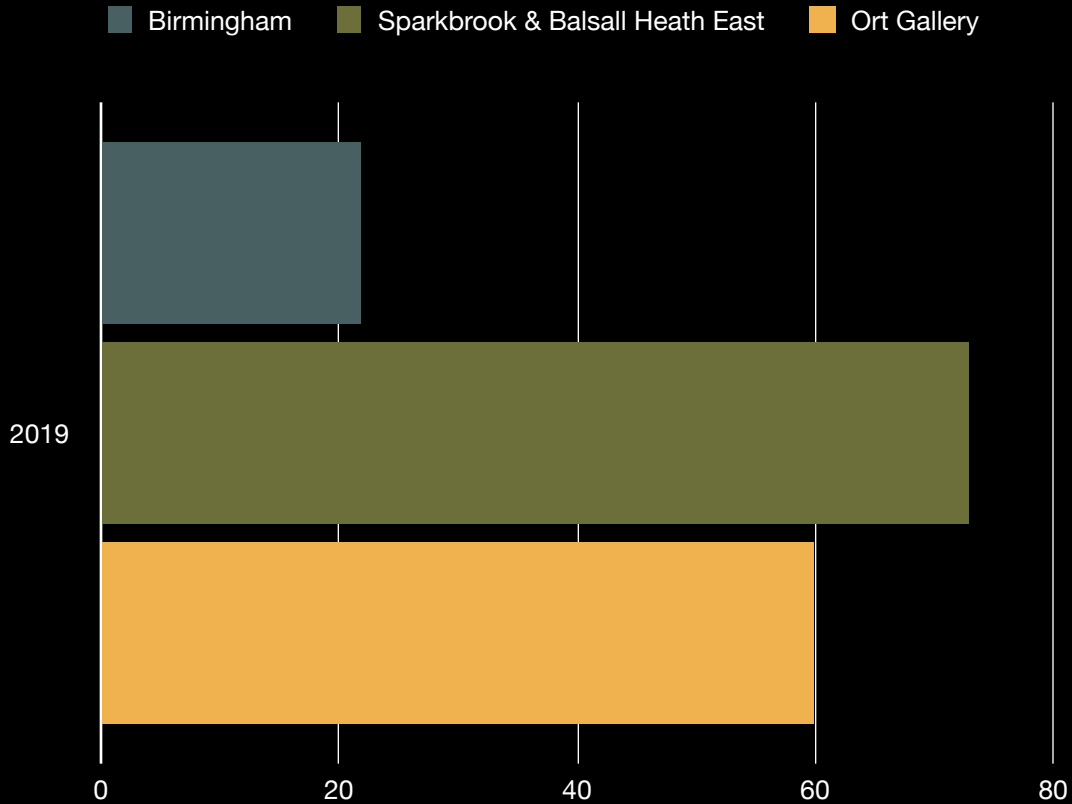
"The total percentage of the NPO workforce with a Black and Minority Ethnic background is 11%." Equality, Diversity and the Creative Case, Arts Council

Black and Brown residents make up 14% in the UK (ONS), 65.9% in Balsall Heath West & 83.2 in Sparkbrook & Balsall Heath East and 52% at Ort Gallery.



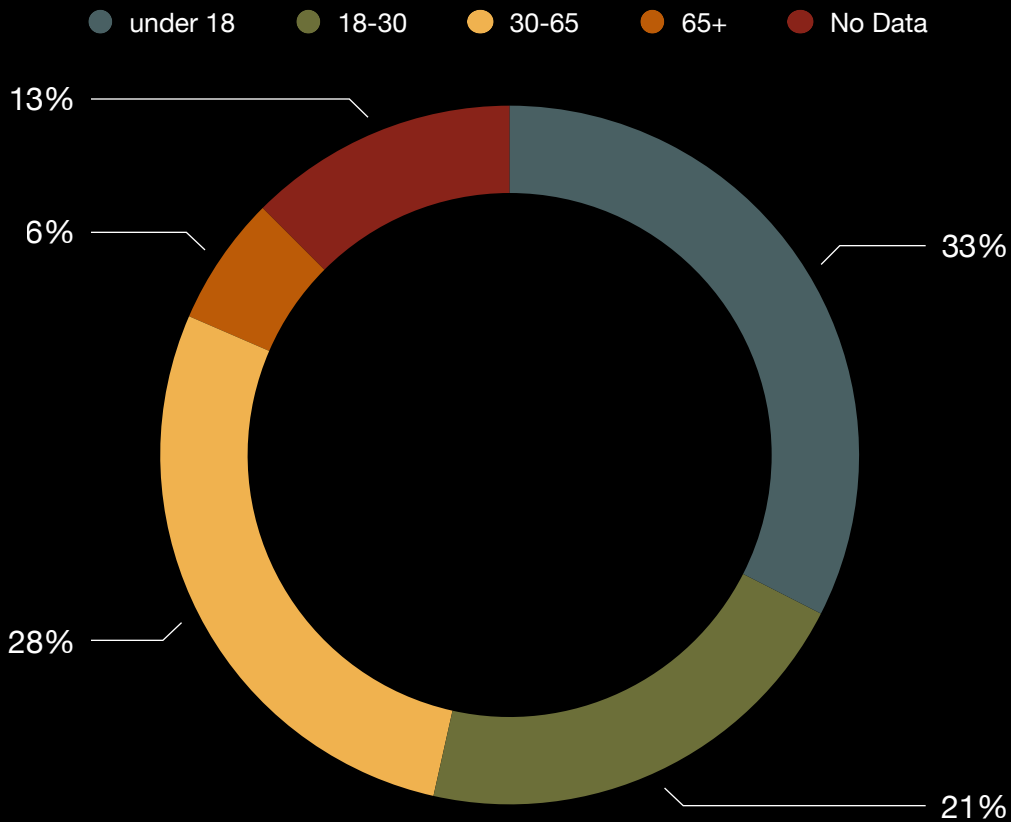
# FAITH

At Ort Gallery we pride ourselves in welcoming people from all faiths into our space and ensuring we give all a warm welcome. The majority of our team and participants are from the Muslim community. The table below shows the percentages of Muslim citizen in Birmingham (21.8%), Sparkbrook and Balsall Heath East (72.9%) and at Ort Gallery (60%).



# AGE

We work with people from all ages and offer events and workshops to all. However, we have a particular focus on families with young children (under 12), women of working age and young artists and poets entering the arts industry (under 30). The wheel below shows the amount of participants belonging to specific age groups.



## *LGBTQIA+ COMMUNITY & DISABILITY*

Inclusive practices mean we work with people from different communities and lived experiences. We have learnt over the years that assumptions about communities and stereotyping leads to people not meeting each other outside their bubbles. We bring people together with Warmth and transparency.

However, for both the LGBTQIA+ community and people identifying as disabled, neurodivergent or long-term impaired our recorded figures are below 2% for each data entry. We know this is due to several reasons: Not everyone is open to sharing this personal information about themselves, we do not currently work with enough artists and poets who themselves identify as disabled and our audiences therefore don't reflect these communities enough.

We have rigorous plans to improve this over the coming years and have been working hard towards improving the access to our events and space.

# ARTISTS

As for all organisations the years 2020 and 2021 were turbulent to say the least for our small organisation and this had a knock-on effect on how many artists we were able to support. This carried on into 2022 as well.

However, we had many amazing and uplifting experiences during this time reflected in these testimonies:

*"ORT GALLERY'S PRACTICE OF WARMTH HAS ENABLED ME TO FEEL SAFE AND SUPPORTED AT THIS VERY CRUCIAL AND FORMATIVE STAGE OF MY CAREER. I EMERGED AS A CURATOR, MORE CONFIDENT AND INFORMED. MY [TIME] AT ORT GALLERY LED ME TO BEING AWARDED A FULL SCHOLARSHIP TO STUDY ARTS MANAGEMENT AT GOLDSMITHS."*

*ORPHÉE KASHALA, CURATOR*

*"MY EXPERIENCE WORKING WITH ORT GALLERY HAS BEEN DIFFERENT TO WORKING WITH OTHER ORGANISATIONS, AT ORT YOU FEEL HEARD AND YOUR NEEDS PRIORITISED. THIS GAVE ME THE CONFIDENCE TO START NEW/CONTINUE VENTURES SUCH AS EMPOWER POETRY, A MONTHLY LIVE SPOKEN WORD EVENT IN DIGBETH, BIRMINGHAM."*

*RYAN SINCLAIR, POET*



## *PAYMENT*

We know that to achieve equity we need to ensure everyone we work with is paid a proper wage. Our pay parity lines this out transparently and can be found on our website.

For hourly rates we pay the national living wage and we are an accredited Living Wage Employer. This figure, in 2022, was

**£9.90**

We paid artists a total of

**£54,242** in 2021 and

**£109,162** in 2022.